
















Crowns Cathedral Security Diagram

- | | | | | | |
|-----------------|--|---|---|---|---|
| Air-ventilation |  Ventilator |  Emergency exits |  Poison gas installation |  Motion sensors |  Servitor Patrolroute, 3 min interval |
| |  3ft cannal |  1ft epoxy wall |  Door sensors |  Servitor Patrolroute, 1 min interval | |
| |  Main shaft |  2 ft steel wall | | | |
| |  Laser sensor | | | | |

- | | |
|---------|---|
| Cameras |  Fixed cam |
| |  Ceiling remote controlled cam |
| |  Moving cam
Interval |

